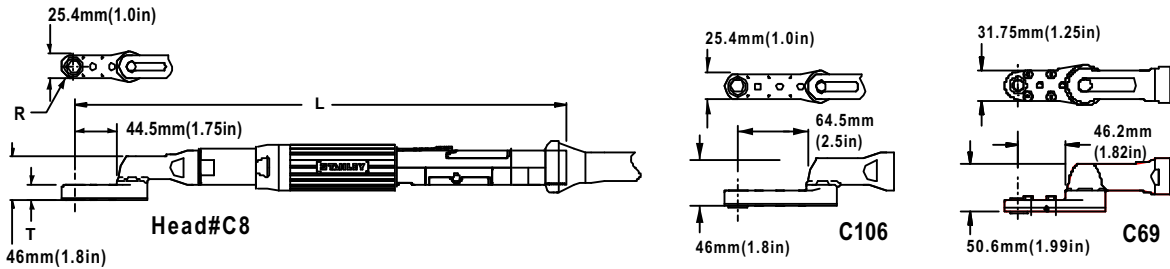


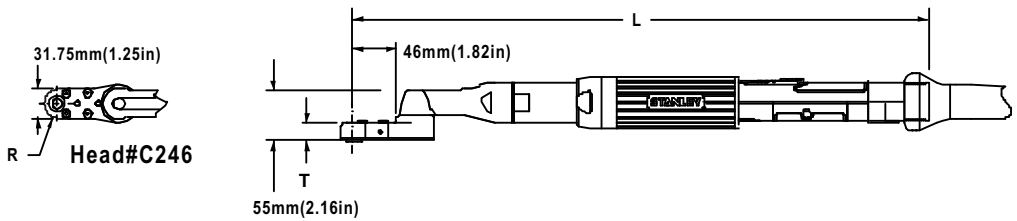


Crowfoot Lever (5 to 216 Nm)

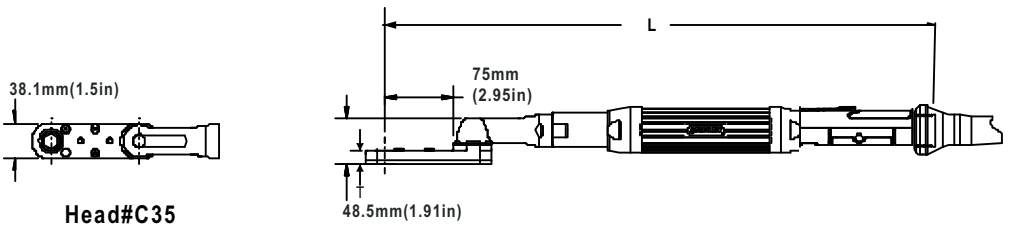
Tool Configuration
 Select model and model options.
 See p 34 for Cables/Controllers.
 See p 21 for Standard Hex Socket Options.
 See p 22 for Special Socket Options.



	Rated Speed	Rated Torque		"R" Side to Center		"R" Nose Radius		"T" Thickness		Length		Weight		Maximum Hex Size
MODEL	RPM	Nm	lb ft	mm	in	mm	in	mm	in	mm	in	kg	lb	mm (in)
E23LC8-16	660	5 - 16	3.5 - 12	13	0.5	13	0.5	16	0.64	510	20	1.7	3.8	13 (1/2)
E23LC106-16	660	5 - 16	3.5 - 12	13	0.5	13	0.5	16	0.64	523	20.6	1.8	4	
E23LC69-15	745	4.5 - 15	3.5 - 11	13.5	0.53	13.5	0.53	16	0.64	532	20.9	2.3	5	
E33LC69-27	845	8 - 27	6 - 20	13.5	0.53	13.5	0.53	16	0.64	557	21.9	2.4	5.3	



	Rated Speed	Rated Torque		"R" Side to Center		"R" Nose Radius		"T" Thickness		Length		Weight		Maximum Hex Size
MODEL	RPM	Nm	lb ft	mm	in	mm	in	mm	in	mm	in	kg	lb	mm (in)
E23LC246-22	505	6.5 - 22	5 - 16	16	0.63	16	0.63	20.5	0.81	535	21	2.4	5.2	13 (1/2)
E33LC246-38	570	12 - 38	9 - 28	16	0.63	16	0.63	20.5	0.81	560	22	2.5	5.5	
E23LC13-18	590	5.5 - 18	4 - 13	13.5	0.53	13.5	0.53	20.5	0.81	533	21	2.4	5.2	
E33LC13-30	755	9 - 30	6.5 - 22	13.5	0.53	13.5	0.53	20.5	0.81	558	22	2.5	5.5	



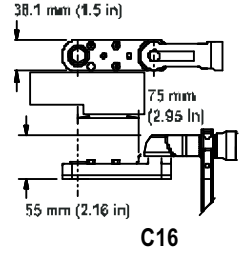
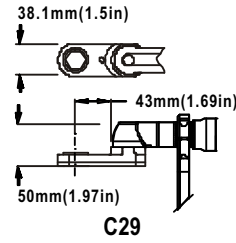
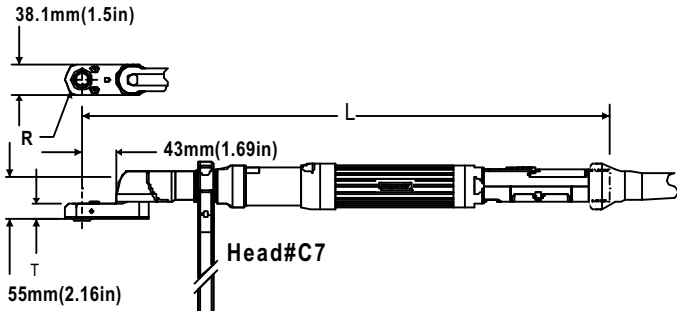
	Rated Speed	Rated Torque		"R" Side to Center		"R" Nose Radius		"T" Thickness		Length		Weight		Maximum Hex Size
MODEL	RPM	Nm	lb ft	mm	in	mm	in	mm	in	mm	in	kg	lb	mm (in)
E23LC35-16	660	5 - 16	3.5 - 12	20.5	0.81	20.5	0.81	14	0.55	559	22	2.7	6	19 (3/4)
E33LC35-31	750	9 - 31	7 - 23	20.5	0.81	20.5	0.81	14	0.55	585	23	2.9	6.3	

Standard Configuration		Gearcase Extensions				Includes One Integral Socket				
Rear Facing Lever		Add E4 to Model# 4" Extension for E23/33 Models				Standard Hex Socket Options (see Standard Sockets p 21)				
Handle Options		Add E6 to Model# 6" Extension for E23/44 Models				Special Socket Options (see Special Sockets p 22)				
20H100005 Front Facing Lever E23/33		Add E8 to Model# 8" Extension for E23/44 Models								
20H207207 Rubber Grip (Rear facing lever)		Add E10 to Model# 10" Extension for E23/44 Models								
Mounting Options		Example: E33LC35-31E4 *Except LC								
20K101400 Swivel Bail E23/33		Vinyl Head Cover Options								
E3 L Motor Options		20D250723 C8		20D250721 C69		20D250714 C13				
20M102600 E3L Cooling Fan Kit		20D250713 C106		20D250717 C246		20D250720 C35				

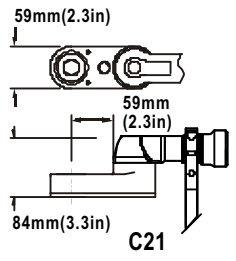
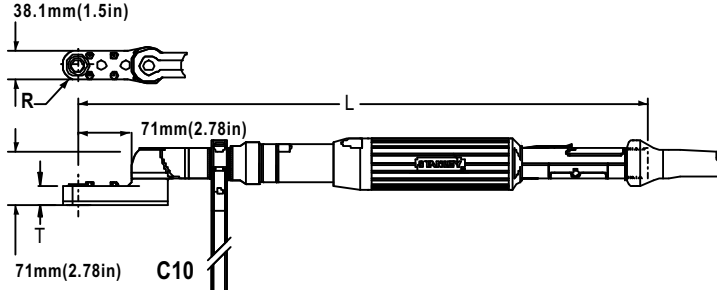
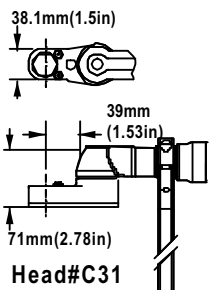


Crowfoot Lever (5 to 216 Nm)

Tool Configuration
 Select model and options.
 See p 34 for Cables/Controllers.
 See p 21 for Standard Hex Socket Options.
 See p 22 for Special Socket Options.

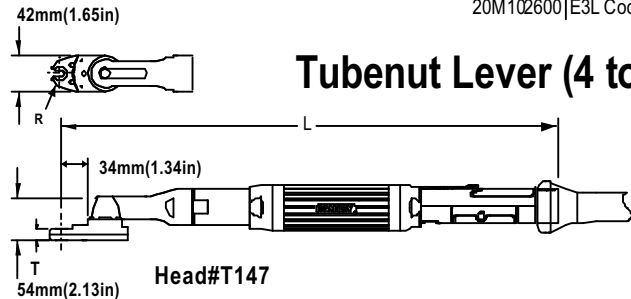


MODEL	Rated Speed RPM	Rated Torque		"R" Side to Center		"R" Nose Radius		"T" Thickness		Length		Weight		Maximum Hex Size
		Nm	lb ft	mm	in	mm	in	mm	in	mm	in	kg	lb	mm (in)
E34LC29-45	435	13.5 - 45	10 - 33	20.5	0.81	20.5	0.81	14	0.55	586	23.1	3.4	7.4	19 (3/4)
E34LC7-47	435	14 - 47	10.5 - 35	20.5	0.81	20.5	0.81	21	0.84	586	23.1	3.7	8.1	
E34LC16-47	435	14 - 47	10.5 - 35	20.5	0.81	20.5	0.81	21	0.84	617	24.3	3.9	8.5	

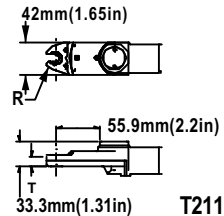


MODEL	Rated Speed RPM	Rated Torque		"R" Side to Center		"R" Nose Radius		"T" Thickness		Length		Weight		Maximum Hex Size
		Nm	lb ft	mm	in	mm	in	mm	in	mm	in	kg	lb	mm (in)
E34LC10-49	490	15 - 49	11 - 36	20.5	0.81	20.5	0.81	28	1.1	625	24.6	3.5	7.6	19 (3/4)
E44LC10-88	355	26 - 88	20 - 65	20.5	0.81	20.5	0.81	28	1.1	634	25	3.8	8.4	
E44LC31-102	355	31 - 102	23 - 75	20.5	0.81	20.5	0.81	28	1.1	602	23.7	3.6	8	
E45LC21-216	155	65 - 216	48 - 159	29	1.16	29	1.16	31	1.2	693	27.3	4.5	10	27 (1 1/16)

Standard Configuration	Gearcase Extensions	Includes One Integral Socket
Rear Facing Lever Reaction Bar: 20K100000 Steel (E34/44 Models) 20K100200 Steel (E45/55 Models)	Add E6 to Model# 6" Extension for E34/44 Models Add E8 to Model# 8" Extension for E34/44 Models Add E10 to Model# 10" Extension for E34/44 Models Add E6 to Model# 6" Extension for E45 Models Add E9 to Model# 9" Extension for E45 Models Add E12 to Model# 12" Extension for E45 Models Example: E34LC10-49E6 *Except LC	Standard Hex Socket Options (see Standard Sockets p 21) Special Socket Options (see Special Sockets p 22)
Handle Options 20H100105 Front Facing Lever E44/45/55 20H207207 Rubber Grip (Rear facing lever)	E3 L Motor Options 20M102600 E3L Cooling Fan Kit	Vinyl Head Cover Options 20D250718 C29 20D250712 C10 20D250722 C7 20D250719 C31 20D250715 C16 20D250716 C21



Tubenut Lever (4 to 102 Nm)



MODEL	Rated Speed RPM	Rated Torque		"R" Side to Center		"R" Nose Radius		"T" Thickness		Length		Weight		Maximum Hex Size	Maximum Tube Size
		Nm	lb ft	mm	in	mm	in	mm	in	mm	in	kg	lb	mm (in)	mm (in)
E23LT346-14	815	4 - 14	3 - 10	13	0.5	13	0.5	14	0.54	519	20.4	2.2	4.8	13 (1/2)	8 (5/16)
E33LT346-25	1050	7.5 - 25	18	13	0.5	13	0.5	14	0.54	545	21.4	2.4	5.2		
E23LT252-13	840	4 - 13	10	13	0.5	13	0.5	14	0.54	499	19.6	2.3	5.1		
E33LT252-22	955	6.5 - 22	5 - 16	13	0.5	13	0.5	14	0.54	524	20.6	2.5	5.5		